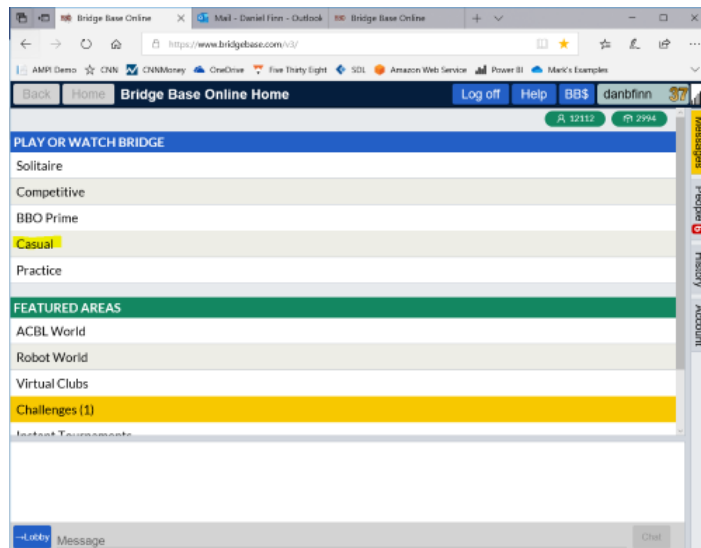


## Playing Against Robots with Your Favorite (Human) Partner

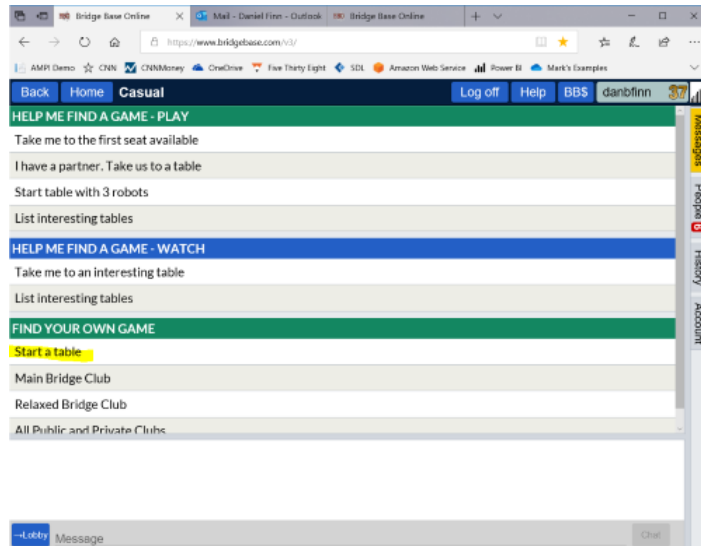
We were recently asked the question, "How can my partner and I play together against two robots so we can make progress as a team?"

This is how it's done!

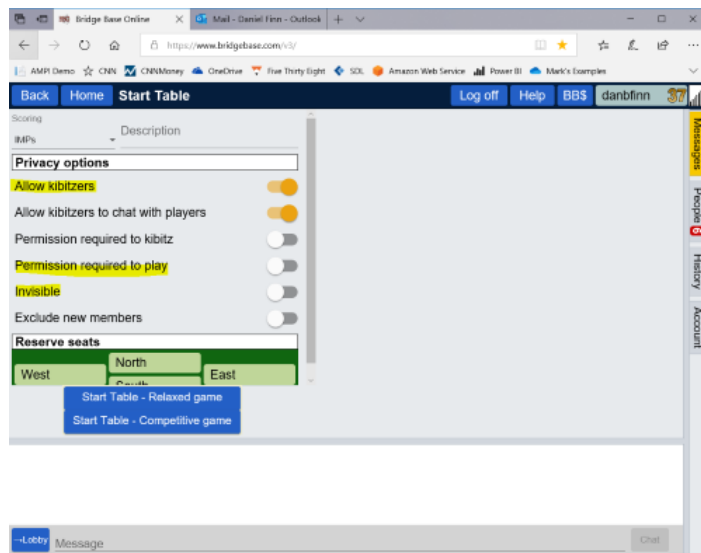
Click **Casual** under PLAY OR WATCH BRIDGE on the homepage (see below).



On the next screen, click **Start a table**. Unlike the options toward the top, this one allows you to create a custom table and, therefore, control the table setup.



The next screen will allow you to choose how to set up the table. First, click the down arrow next to IMPs to choose whether you want Matchpoint or IMP scoring. (Matchpoint is what we use at the club.) Next, under **Privacy options**, I would suggest the following: Turn off **Allow kibitzers**. That way, no one will be able to watch you play and add unwanted distractions. Turn on **Permission required to play**, so only the people you invite will be able to join your table. Turn on **Invisible**, just to add another level of privacy. Finally, under **Reserve seats**, you'll want to add yourself and your partner as North and South. To do that, just click the locations and type in your BBO usernames. If you want to play against robots, leave East and West alone for now. Once you've done all that, choose your preferred **Start Table** option at the bottom.



Once you've done that, you should get a screen like the one below, showing your seat and your partner's seat. To have the robots sit East and West, just click each location and select the **Robot** option. I'd recommend the **Basic robot**; they're cheaper at only a \$1 a week, compared to \$1 a day for the **Advanced robot**. Plus, unless you've played with robots a lot, you probably won't notice the difference.

